

The Ultimate Journey




INSTRUCTIONS

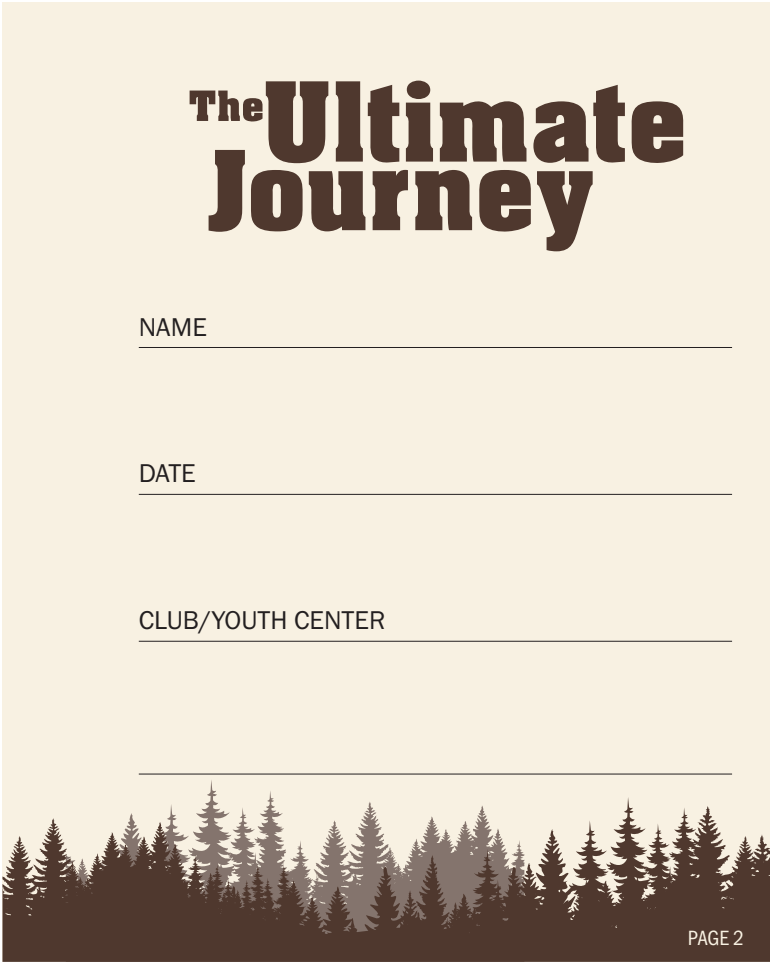
- 1) Cut along the outside of each passport page.
- 2) Lay the pages on top of each other in chronological order.
- 3) Staple in the two spots identified below to form the passport booklet.



PAGE 1



PAGE 2



PAGE 3

THE ULTIMATE JOURNEY PLEDGE:

I PLEDGE TO RESPECT THE EARTH,
AND ALL ITS PEOPLE AND CREATURES;
TO DO MY PART TO PROTECT OUR
ENVIRONMENT; AND TO SERVE
AS A ROLE MODEL FOR OTHERS.



PAGE 3

PAGE 4


**WEEK ONE:
TAKING FLIGHT**



PAGE 4

PAGE 5

**WEEK TWO:
ECOSYSTEM SERVICES**



A line art illustration in a light tan color on a tan background. It depicts a forest scene with several evergreen trees of varying heights. In the foreground, a bear is shown in profile, walking towards the right. The bottom of the page features a dark silhouette of a dense forest of evergreen trees.

PAGE 5

PAGE 6

**WEEK THREE:
PEOPLE, PLACES & PARKS**



A line art illustration in a light tan color on a tan background. It depicts a park scene with a bench in the foreground, a tree to the right, and a sun with rays in the upper left. The bottom of the page features a dark silhouette of a dense forest of evergreen trees.

PAGE 6

PAGE 7


**WEEK FOUR:
LET IT GROW!**



PAGE 7

PAGE 8



**WEEK FIVE:
REDUCE, REUSE, RECYCLE**



PAGE 8

PAGE 9



**WEEK SIX:
IT'S IN THE PAST**



PAGE 9

PAGE 10

**WEEK SEVEN:
WILDLIFE IN OUR WORLD**



PAGE 10

PAGE 11

**WEEK EIGHT:
FIELD TRIP & RECOGNITION CEREMONY**



EXTRA BLANK PAGE



LAST PAGE / BACK COVER

